



To get started, follow the steps below:

- 1) Go to [www.givebutter.com/cpbc2022](http://www.givebutter.com/cpbc2022)
- 2) Click on the **'Fundraise'** button:

## The Chicago Polar Bear Club -- 21st Annual Polar Plunge

Join the CPBC and take the plunge to help Chicago families! #DareToCare

**\$525** 2 supporters \$35,000 goal

**Click** [Fundraise](#) 3 months 1 week remaining

- 3) If joining an existing team, select your team from the **dropdown menu**

### Select your team

Choose a team to join from the dropdown below or create your own.

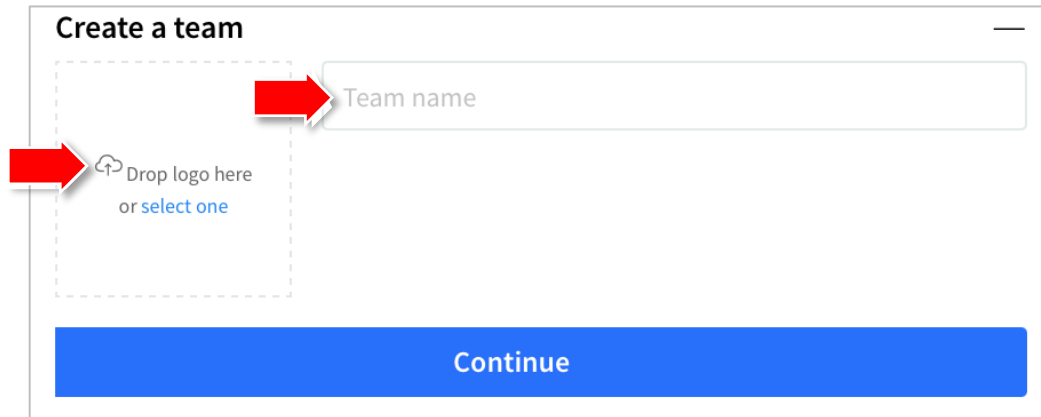
**Join a team**

Click to select team...

[Continue](#) Or, create a new team.

How to fundraise with the CPBC on GiveButter (continued)


4) If you are creating a new team, upload a team **logo** +enter your **team name**:



The screenshot shows a 'Create a team' form. On the left, there is a dashed box for uploading a logo with the text 'Drop logo here or select one'. A red arrow points to this area. To the right is a text input field labeled 'Team name', with another red arrow pointing to it. At the bottom of the form is a large blue button labeled 'Continue'.

5) You'll then be asked to join the *Chicago Polar Bear Club's* fundraiser by creating an account with GiveButter.

You can **sign-up** using your **Facebook login**, or use your **email** (and create a new password, etc):



The screenshot shows a window titled 'Join Chicago Polar Bear Club's fundraiser'. It includes a 'Back' link and a close button. Below the title, it says 'Create an account or login below to join this fundraiser.' There are two buttons: a blue 'Continue with Facebook' button with a red arrow pointing to it, and a yellow 'Sign up with email' button. At the bottom, it says 'Already have an account? [Sign in.](#)'

6) Once you sign-up, you'll be redirected to **your fundraising campaign page**. Follow the one-screen popup tutorial from GiveButter to understand the basics, including:

**>> Edit My Page:** Customize your fundraising page with a fundraising goal, and your story about why you are taking the plunge.

- See [this GiveButter post](#) for more instructions on customizing your story on your page.
- See an example story below to get your started:
  - *Hi everyone, I'm taking the plunge this year because I want challenge myself while doing some good. I'm going to jump into the freezing waters of Lake Michigan to raise money for several local Chicago families in need of support. You can read their stories below and at [www.chicagopolarbearclub.com](http://www.chicagopolarbearclub.com). I hope you'll consider a donation to my fundraising page, where 100% of all proceeds go directly toward helping this year's families. I also hope you'll consider taking the plunge with me, as it's more fun as a group, and we can have a greater impact together! Freezingly yours, [Your Name]*

**>> Edit Photo:** Upload a picture to let your supports easily know who they are supporting!

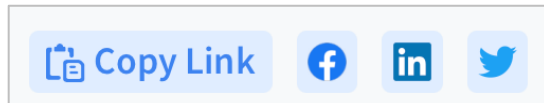
**>> Edit Profile:** Here you can update your name, email, phone, and most importantly, your custom fundraising URL which will show up as [www.givebutter.com/cpbc2022/YourCustomURL](http://www.givebutter.com/cpbc2022/YourCustomURL)

<b>FIRST NAME*</b>	<b>LAST NAME*</b>
<input type="text"/>	<input type="text"/>
<b>EMAIL*</b>	<b>PHONE*</b>
<input type="text"/>	<input type="text"/>
<b>FUNDRAISING URL*</b>	
Change the URL used when you are fundraising as a team member on a Givebutter campaign.	
<input type="text"/>	
<input type="button" value="Save"/>	



**7) Share My Page:** Once you've added a goal, story, and photo. Click **'Share My Page'** to easily share you page on Facebook, LinkedIn, WhatsApp, Twitter or via email

- You can also send automated invites to your contacts via email or text. See more details in [this guide](#) from GiveButter!
- You can also easily copy the link to your page using the **'Copy Link'** button, or you can also easily share to your favorite **social media** sites directly from here:



**8)** Keep an eye on your **fundraising progress bar**, on your path to your goal! And don't forget to **remind your donors** to help you fundraise. A text, email, or extra social media post can really help people remember to make their donation!

---

And remember, as a thank you for helping fundraise to support this year's families, the CPBC is proud to offer **fundraising rewards:**

- **Raise \$1+** – Get 1 Raffle Ticket for our 2022 Raffle
- **Raise \$100** – Get 1 Free T-shirt
- **Raise \$250** – Get 1 Free T-shirt -or- Sweatshirt
- **Raise \$500** – Get 1 Free T-shirt -or- Sweatshirt + 1 Free After Party Ticket

**PLUS:**

- **For each donor who supports your page**, you get a *bonus Raffle Ticket* (ex. 10 donors to your page gets you 10 bonus tickets)
- **For each \$50 you raise**, you get +1 additional Raffle ticket (ex. raising \$100 gets you +2 tickets, \$150 gets you +3 tickets, etc)

---

*Thank you again for joining the Chicago Polar Bear Club  
and fundraising to help this year's families!*

*See you at the beach!*